



OLIVER THORNTON

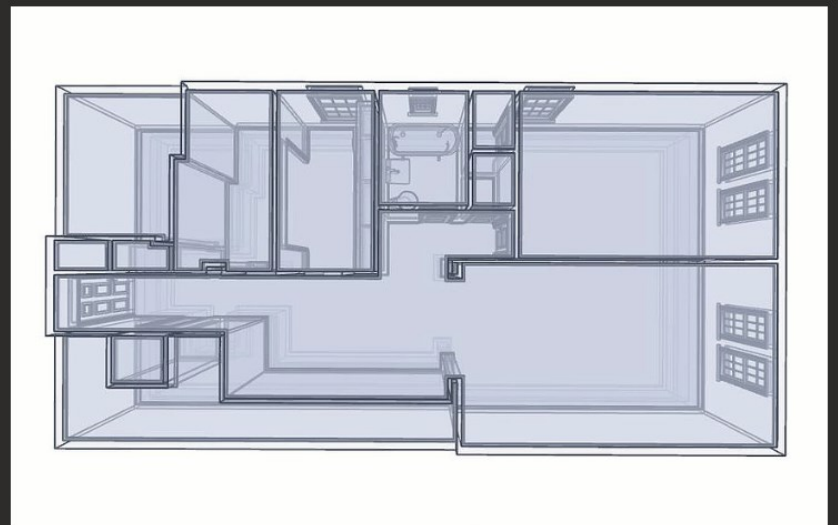
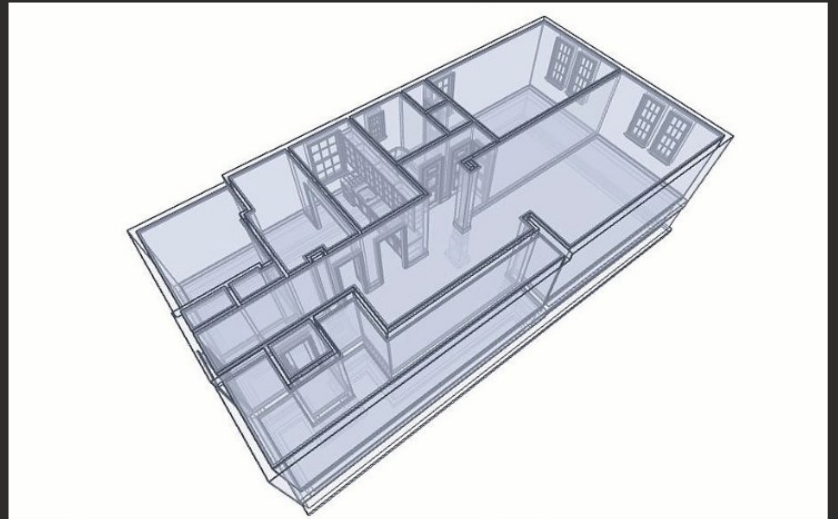
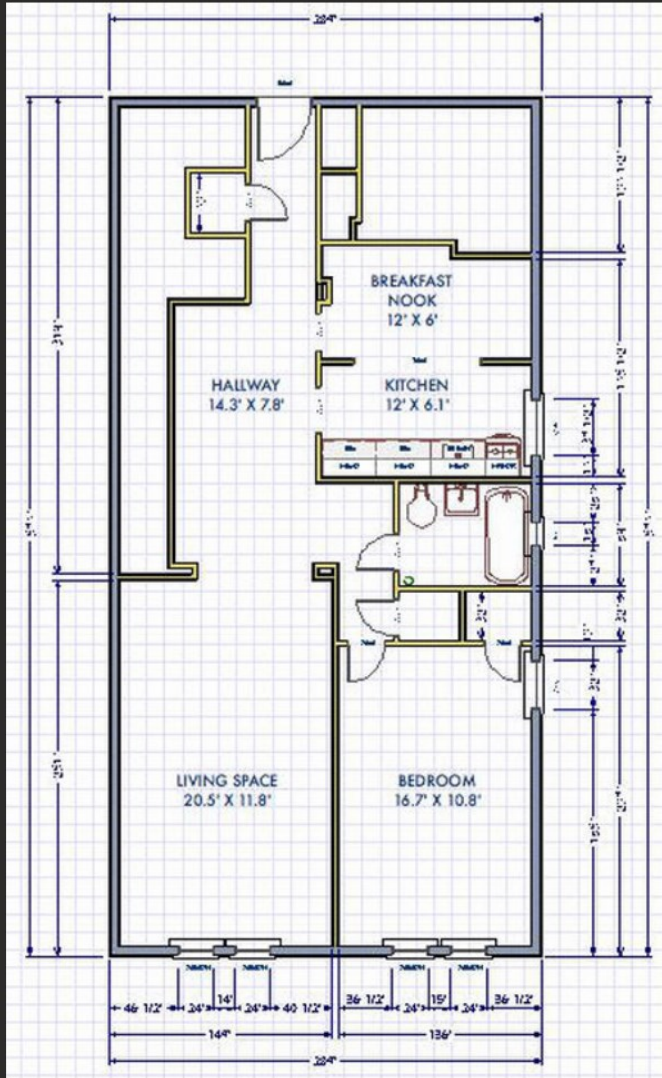
PORTFOLIO

## Large 1 bedroom apartment, Inwood, NY

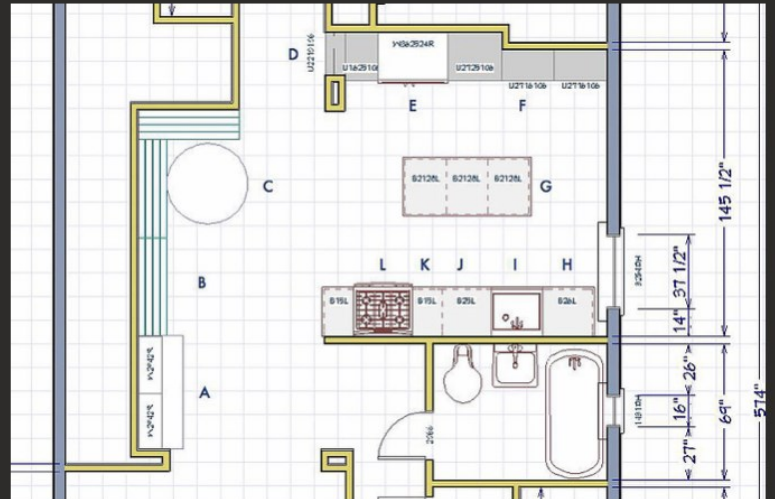
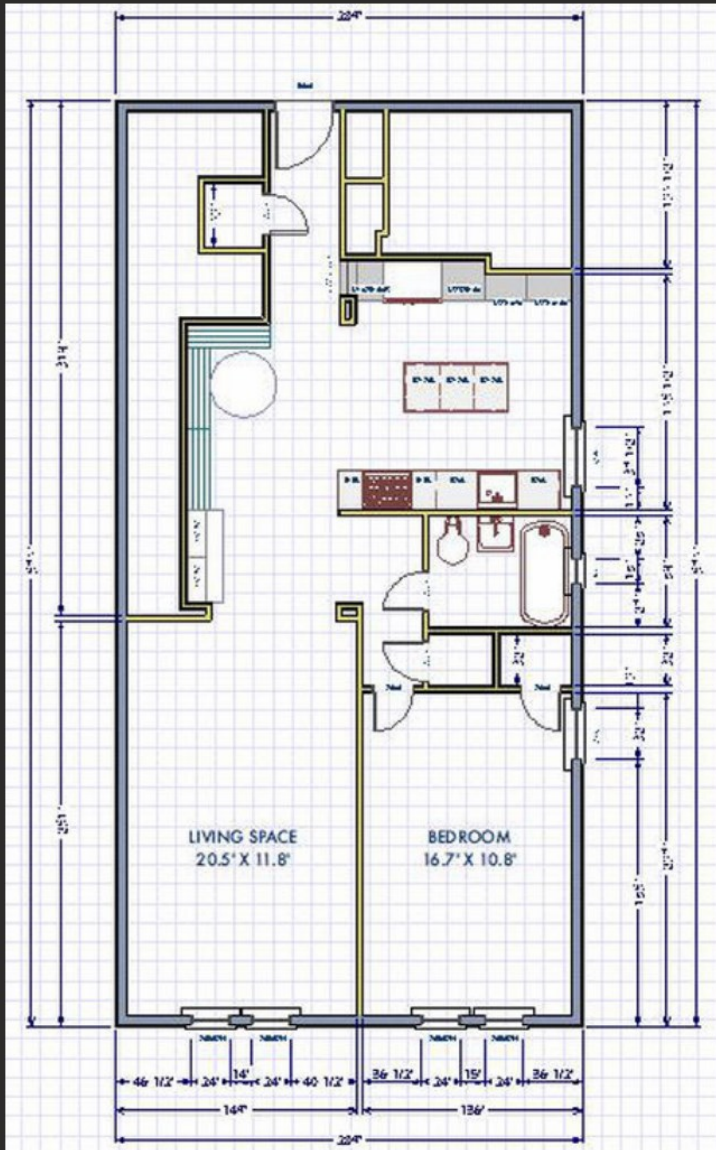

Somewhere in its history, the original footprint of the kitchen had been split up with a dividing wall, creating a breakfast nook on one side and a galley kitchen on the other. As a passionate home chef, the client felt that this arrangement wouldn't suit his lifestyle, which necessitates a greater area of workable counter space and a practical layout of stove, fridge and sink. Existing water, gas and drain lines had to be observed, keeping all utilities against the same wall.

The client wanted a high drama colour scheme that felt more city chic, than rustic country.

### ORIGINAL FLOOR-PLAN




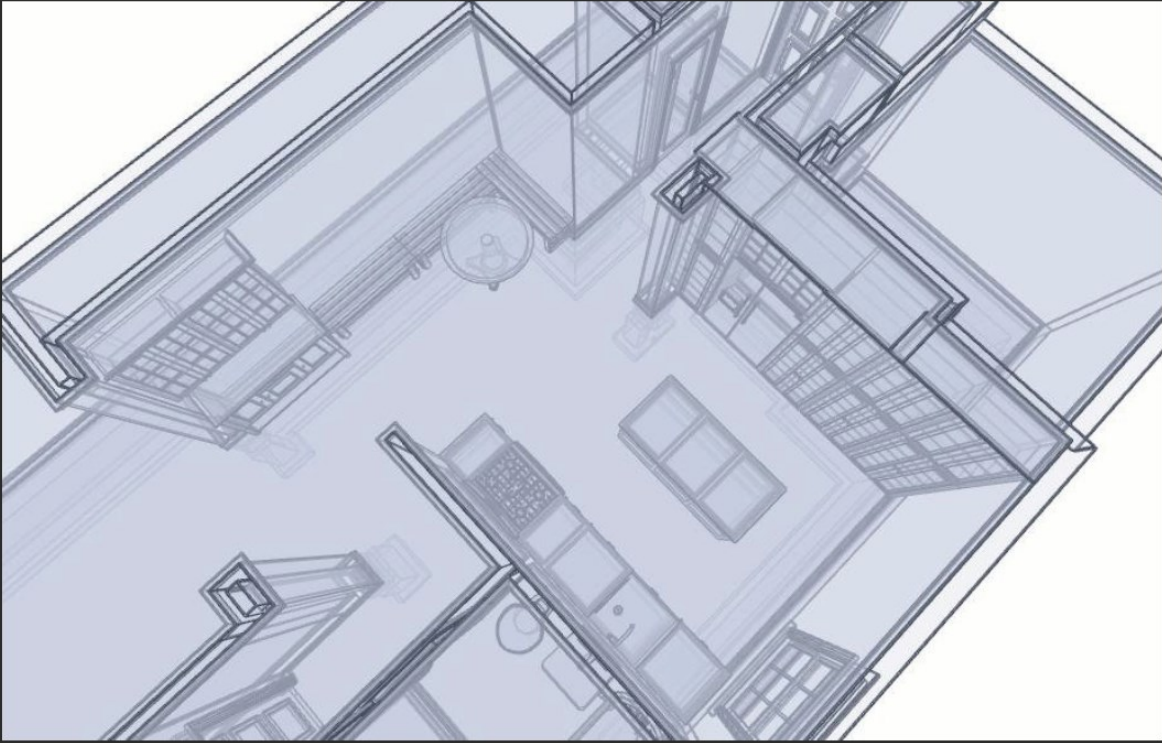
[VIEW COMPLETE SET OF \(FULL SIZE\) INWOOD KITCHEN FLOOR-PLANS AND RENOVATION IMAGES ON OUR PINTEREST PAGE](#)



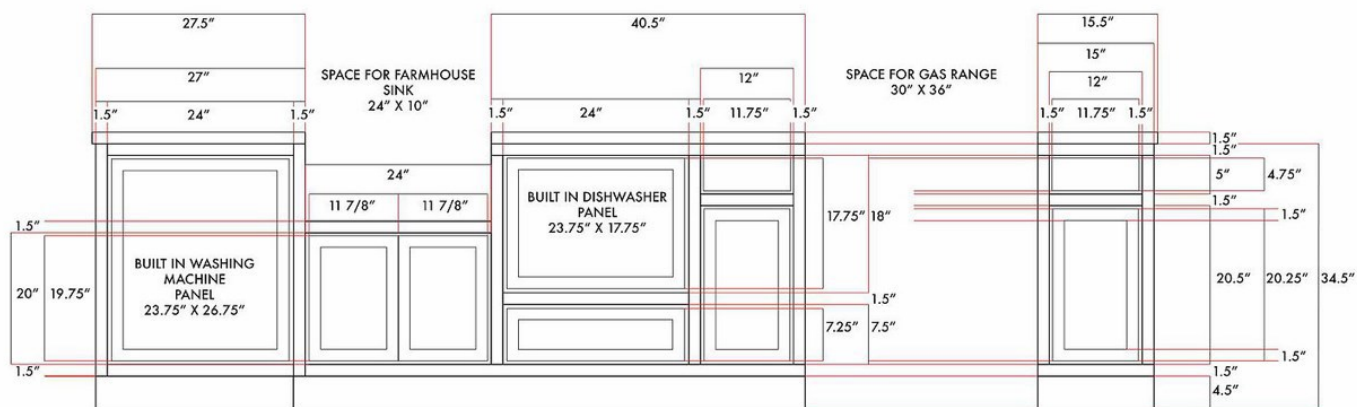
## LAYOUT



- A. Built In Bar / Wine Fridge
- B. Bench
- C. English Dining Table
- D. Built In Book Shelf
- E. French Door Refrigerator / Freezer
- F. Full Depth Pantry / Built In Microwave
- G. Island
- H. Built In Washing Machine
- I. Farmhouse Sink
- J. Built In Dishwasher
- K. Trash
- L. Gas Range





















## STUDIO RENOVATION, UPPER WEST SIDE, NYC

### OVERVIEW

The brief was to carve out three clearly defined areas - living room, kitchen and sleeping area - from an open, 460 sq ft, box studio. The challenge was to maintain a sense of light and space whilst adding dividing walls/partitions. The client bought the apartment to flip and asked for a 'look' that felt chic on a minimal budget, which would appeal to a cross section of buyers, incorporating his personal 'modern vintage' style.



### LIVING ROOM


- Internal partitions created out of vintage windows
- Original moulding and baseboards restored and repainted
- A drop down border creates visual interest, offering a gentle colour palette of dove grey and brilliant white
- Hardwood floors refurbished, sanded and stained
- Lighting design featuring ten vintage schoolhouse fixtures
- Industrial ceiling fan sourced
- Vintage and contemporary soft furnishings sourced to fit brief and client's personal taste
- Prints and original artwork sourced





KITCHEN

- New wall created from vintage windows
- Farmhouse sink
- Bleached butchers Block Counters
- Custom Winerack
- Metro tile backsplash
- Stainless steel appliances
- Under-cabinet light and overhead design
- Stripped original radiator
- Vintage glass sourced for internal window








## BATHROOM

- Wainscotting and chair rail added
- New matt black hexagon floor tiles laid
- New fixtures and fittings
- Original cast iron bath re-enameled
- Contemporary porcelain sink sourced to match original toilet
- Clean, timeless color story; dove grey, black and white



## BEDROOM

- Partitioning walls created from a pair of vintage brownstone doors and vintage windows
- Floors, refurbished, sanded and stained
- Custom bed designed and hand distressed
- Wall sconces added for direction light source
- Caged ceiling fan sourced













## CLUB-ROOM, RIVERDALE APARTMENT, NY

### OVERVIEW

The client asked for a remodelling of their living room in the modern heritage style. A young, professional couple, they requested an eclectic vibe with a bold colour palette, creating a high impact space that was reminiscent of a gentleman's club-room.


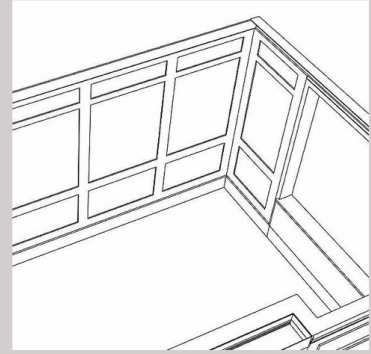
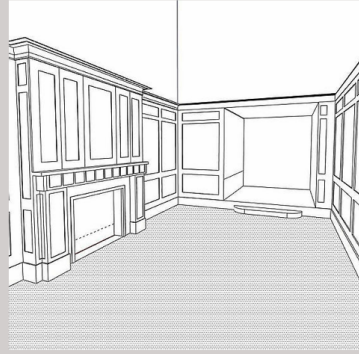


### LIVING ROOM

- Design included a custom panelled fireplace to hide an existing wall mounted television and create a focal point to the room
- A wall treatment of painted panelling and custom moulding/baseboards speaks strongly to a heritage style, whilst looking sleek and modern
- Original hardwood floors refurbished and stained in a washed out grey tone
- Walls painted a warm, graphite grey
- Vintage furniture from across eras of design brought together to create an eclectic feel
- Original radiator covers stripped







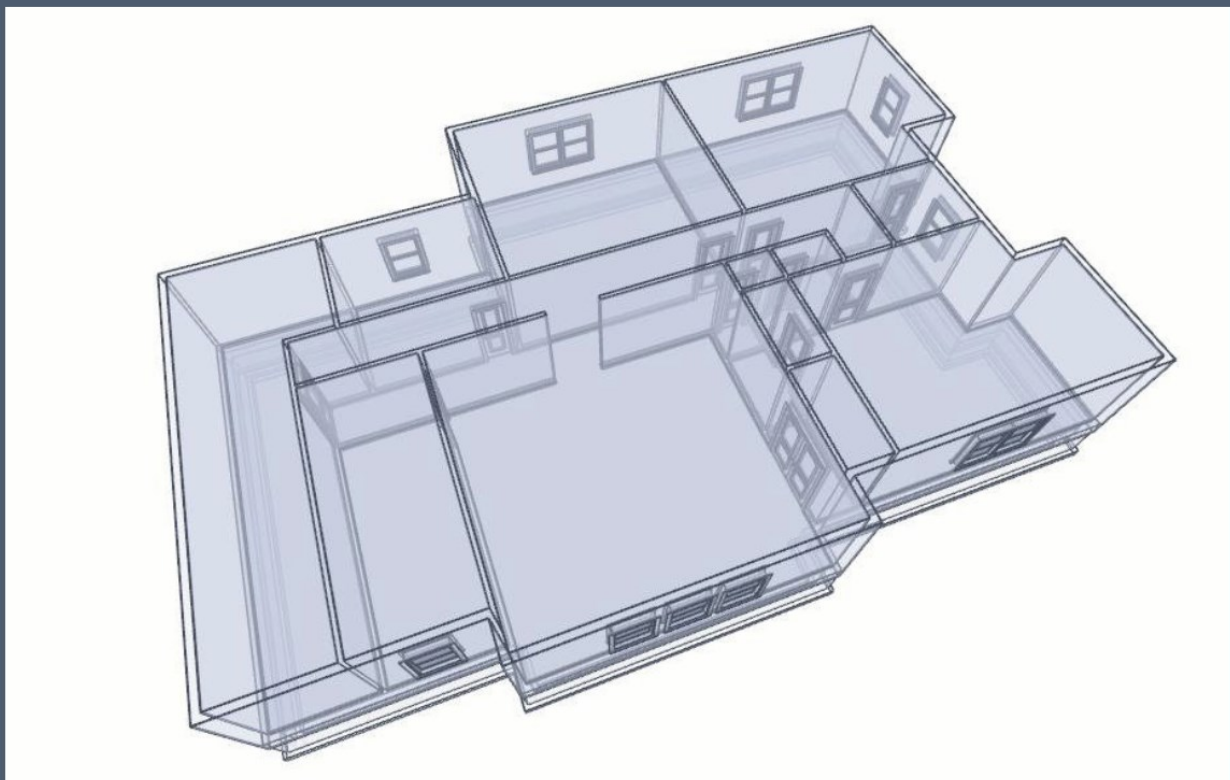
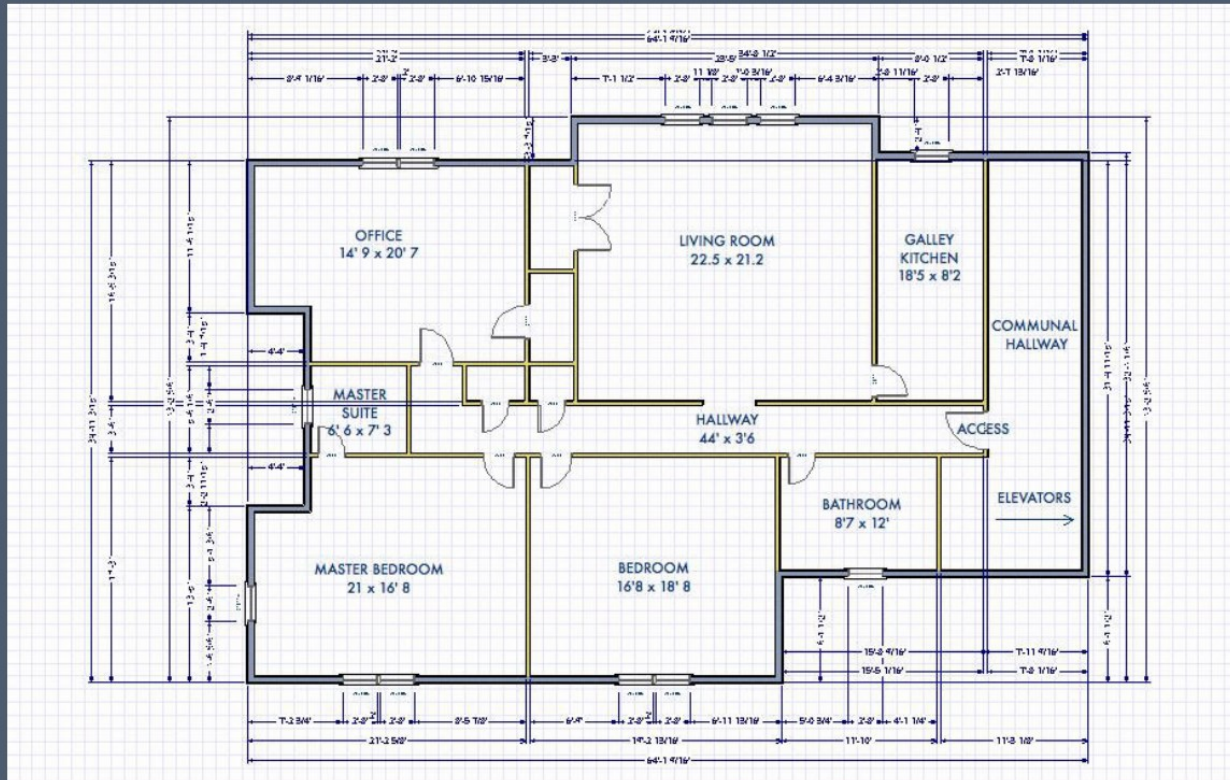


Generous 2 bedroom apartment in a converted hotel, Hudson, NY.

The client bought this apartment after their children had moved out, looking for a 'grown up' space outside of the city, maintaining two bedrooms. Unhappy with the present layout stemming from a central hallway, a revised floor plan was requested. The client asked for a new, larger kitchen better suited for both cooking and entertaining. The design would have to utilise existing water lines and drains.

## ORIGINAL FLOOR-PLAN

[VIEW COMPLETE SET OF \[FULL SIZE\] HUDSON RENOVATION FLOOR-PLANS ON OUR PINTEREST PAGE](#)

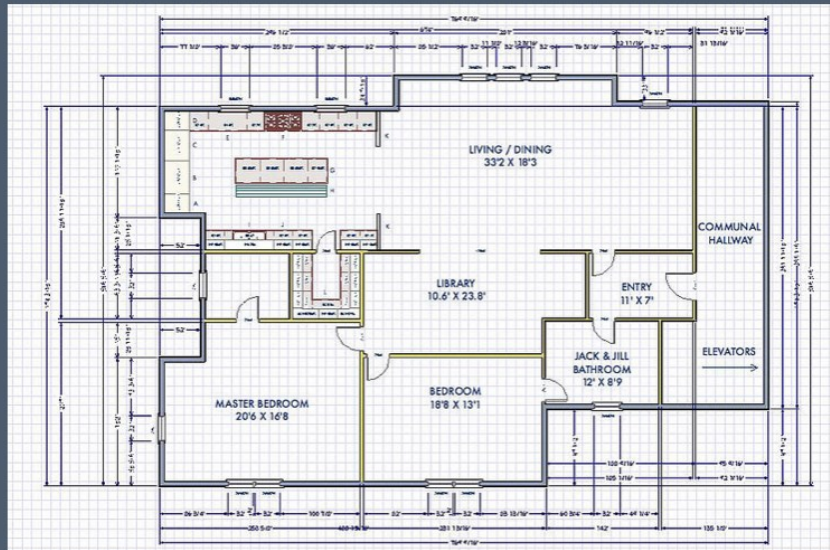


## REVISED FLOORPLAN

### OVERVIEW:

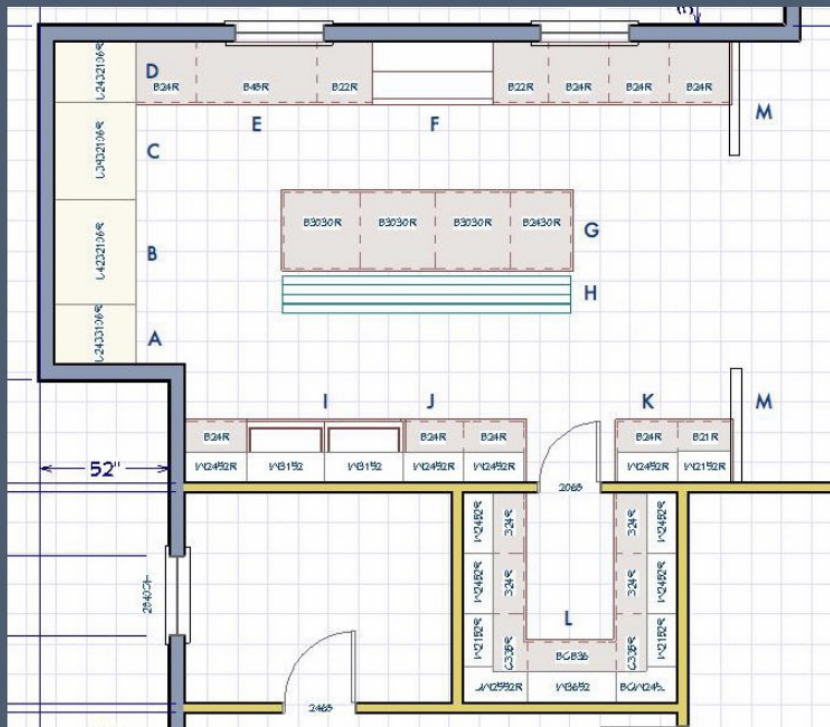
The front door has been moved to create an enclosed entryway which leads you through the apartment, revealing unexpected internal rooms. The kitchen has been moved to the far end of the apartment with a divider between living /dining area. A walk-in pantry creates ample storage, eliminating the need for uppers throughout the kitchen. New windows frame an oversized double range. Full height, extra deep cabinets will accommodate built in refrigerator and washer/dryer.

[VIEW COMPLETE SET OF \(FULL SIZE\) HUDSON RENOVATION FLOOR-PLANS ON OUR PINTEREST PAGE.](#)



### LAYOUT

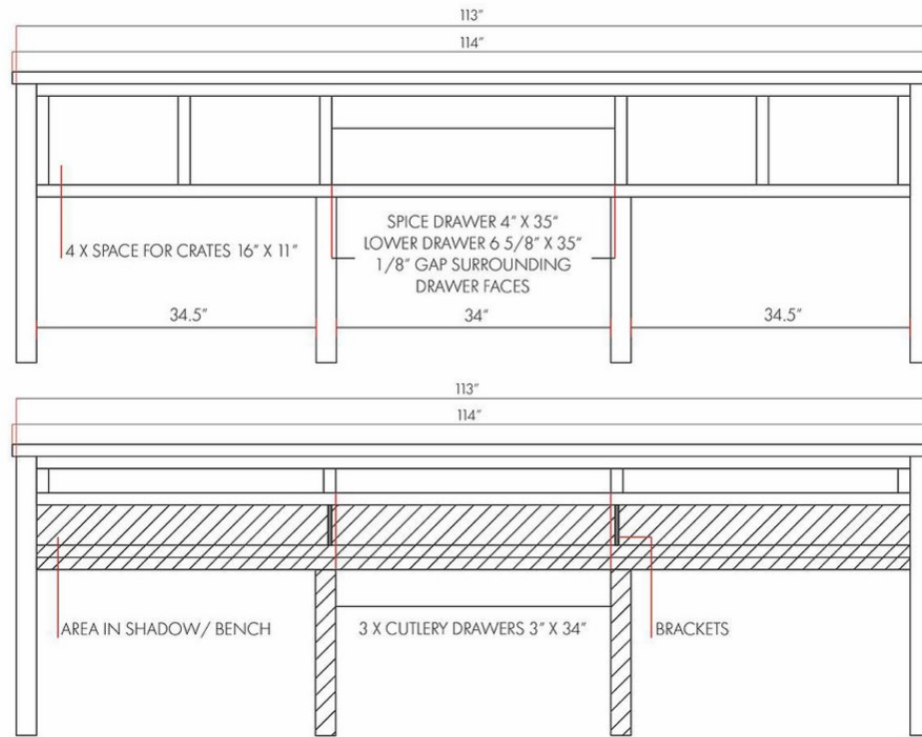
- A. Wine Fridge / Plate Rack
- B. Built In Double Fridge & Freezer
- C. Built In Washer / Dryer
- D. Plate Rack
- E. Built in Recycling Centre / Trash
- F. Double Gas Stove / Hood
- G. Table Island
- H. Bench
- I. Double Farmhouse Apron Sink
- J. Double Drawer Dishwasher
- K. Microwave
- L. Butler's Sink
- M. Vintage Window Room Dividers





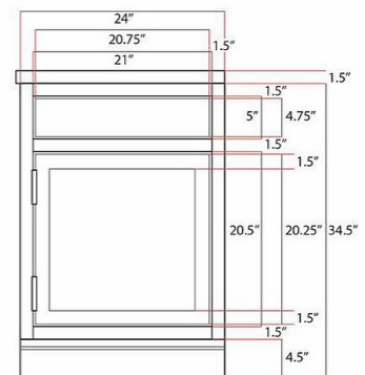
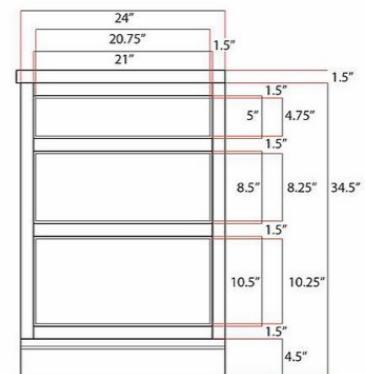
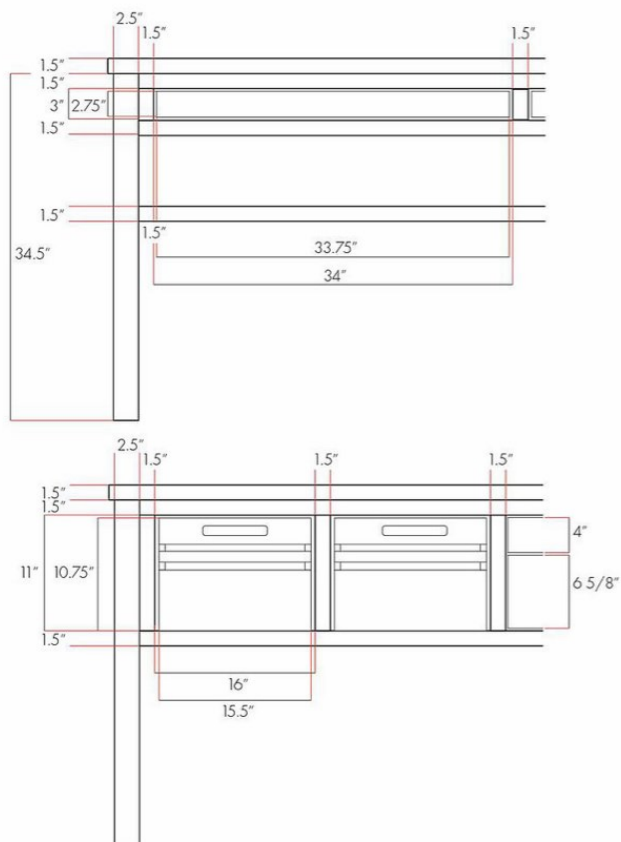


## KITCHEN ISLAND PROFILES



### ISLAND - CUTLERY DRAWER / CRATE DETAIL

### STANDARD 24" BASE PROFILES







## MOODBOARD

Inspiration came from research into the working kitchens of British stately homes and the United Kingdom's infamous gloomy weather. Stormy blues evocative of afternoons spent inside, watching raindrops run down the windowpane, create an effortlessly sophisticated palette. Extended runs of shaker cabinetry offer seemingly endless lines and an understated solidarity.

[VIEW FULL MOODBOARD ON OUR PINTEREST PAGE](#)









# OLIVER THORNTON



WWW.OLIVERTHORNTON.COM

Oliver Thornton's design boutique celebrates the elegant and eccentric voice of the British aristocracy during a bygone era of style.

British designer, Oliver Thornton, is New York based with U.S permanent resident status (full green card)

## CONTACT

BygoneBritStyle@oliverthornton.com

## EXPLORE

@BygoneBritStyle #BygoneBritStyle

---

## EXPERIENCE

### 2018 (Present) - Articles Of Style - Fashion Illustrator and fit Intern

- Illustrating collection details for a high-end custom, tailoring brand.
- Fittings with private clients to learn construction, fit and alterations.

### 2005 - 2018 - Oliver Thornton - Interior Designer

- Renovating and flipping property
- Working with private clients to adapt and update spaces
- Developing a custom kitchen line
- Mood boards / Color stories

### 2017 - Fashion Gives Back - Mentor

- Creating curriculum and leading workshops with high school students

### 2010 - 2014 - Design For Living - Social Media Content

- Social media influencer
- Creative director and writer of a personal design blog covering fashion, interiors and lifestyle articles
- Collaboration with PR and marketing companies / writing copy

### 2000 - 2017 - West End and Broadway - Actor

- West End, Off Broadway and regional productions including Les Miserables, The Rocky Horror Show, Chicago, Rent and Priscilla Queen of the Desert. Full theatrical resume upon request.

## EDUCATION

- Graduating class 2018 - The New York School of Design.
- Manhattanville School of Tailoring
- Mountview Academy of the Performing Arts - BA HONS

## SKILL SET

### A TEAM PLAYER

I have spent an entire career effectively executing a shared vision, whilst cultivating and sustaining an individual voice.

### CUSTOMER PROFILING

I approach design entirely through a character driven lens. Story telling and understanding the consumer are instinctual.

### BRANDING

I am passionate about focusing a brand's identity and visibility into a cohesive and marketable narrative.

### PUBLIC SPEAKING

Practiced and proficient in public speaking and presenting. I take pride in being able to articulate myself with eloquence and diplomacy.

---

## PROFICIENT

- PROCREATE / FREEHAND ILLUSTRATION
- ADOBE ILLUSTRATOR
- CUSTOMER PROFILING
- BRANDING AND COPY WRITING
- SOCIAL MEDIA CONTENT AND DEVELOPMENT
- MAC PAGES
- MOOD BOARDS / RESEARCH
- SEWING TECHNIQUE

## FOUNDATION

- ADOBE PHOTOSHOP
- ADOBE INDESIGN
- PATTERN MAKING
- FASHION STYLING